

F425AXP.26

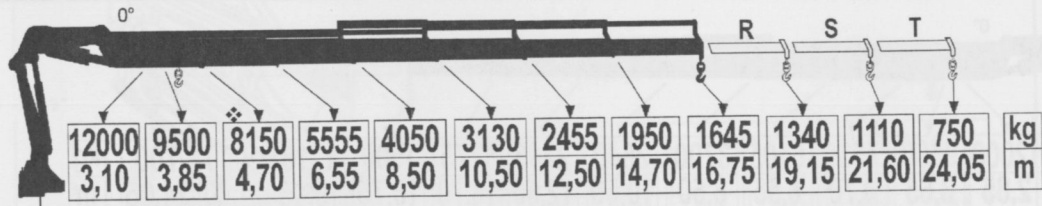
❖ = Mmax
 376 kNm

⊕ = Pmax 12000 kg
 ⊖ = Pmax 9500 kg

⊕ = Pmax 1340 kg



FASSI



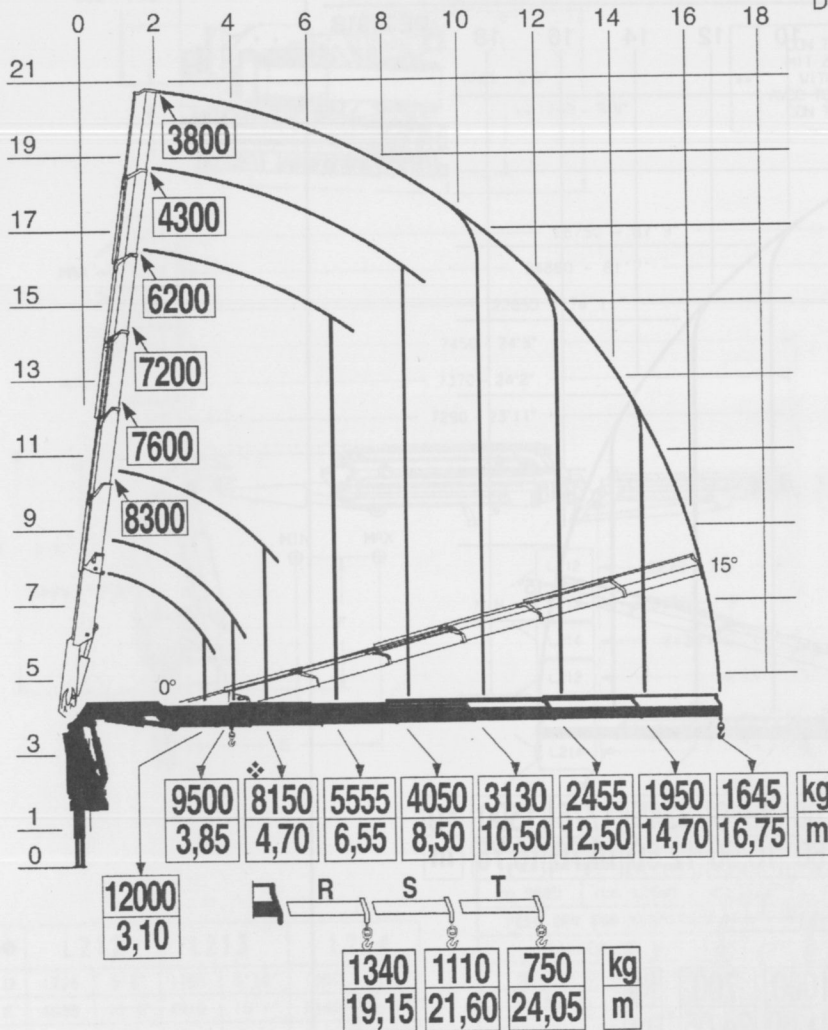
kg R (90) S (60) T (35)

DE 7244A

FASSI

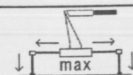
F425AXP.26

DE 7191B



❖ Mmax 376 kNm
 ⊕ Pmax 12000 kg
 ⊖ Pmax 9500 kg
 ⊕ Pmax 1340 kg

(kg) R (90) S (60) T (35)



FASSI